



E.NEXT

Electrical Newest Exclusive Extended Technologies

Catalogue 2023 - 2024



CONTENTS

MODULAR EQUIPMENT

Modular circuit breakers e.mcb.stand.45.....1

Modular circuit breakers e.mcb.stand.60.....3

Modular circuit breakers e.mcb.stand.100.....5

Modular circuit breakers e.mcb.pro.....5

Modular Industrial circuit breakers e.industrial.mcb.....8

Accessories for modular circuit breakers stand.45 and pro (b, c, D).....9

Accessories for modular automatic circuit breakers stand.60.....9

Accessories for modular Industrial circuit breakers e.industrial.mcb.....10

Residual current circuit breakers e.rccb.stand type AC (electronic).....10

Residual current circuit breakers e.rccb.pro type AC (electromechanical).....11

Residual current circuit breakers e.rccb.pro type A (electromechanical).....11

Residual current circuit breakers e.industrial.rccb type Ac (electromechanical).....12

Combination residual current circuit breakers with overcurrent protection
e.rcbo.stand series STAND type AC (electronic).....12

Combination residual current circuit breakers with overcurrent protection
e.elcb.stand type AC (electronic).....13

Combination residual current circuit Breakers with overcurrent protection
e.rcbo.pro type A (electronic).....13

Combination residual current circuit breakers with overcurrent protection
with Separate On/Off Handle e.elcb.pro type AC (electromechanical).....14

Combination residual current circuit breakers with overcurrent protection
e.industrial.elcb type AC (electromechanical).....14

Top hat rail fuse links e.fuse15

Top hat rail fuse holders DIN e.fuse15

load disconnectors e.is.pro (I-0).....15

Modular load disconnectors e.is3.pro series (I-0-II) bidirectional.....16

Modular contactors for DIN rail e.mc.....16

Accessories for modular contactors.....16

DIN rail sockets series e.professional, e.standard.....16

DIN rail indicator lights.....17

DIN rail power supplies.....17

Neutral busbars CBS of PRO series on DIN rail enclosed17

Neutral busbars on DIN rail in isolated enclosure e.bsi.pro.1.....17

Neutral busbars in isolated enclosure, universal e.bsi.pro.2.....17

DIN rails.....18

Cable clamps18

Cable inputs, IP54.....18

Sets of heat-shrinkable tubes e.termo.stand.set18

Electric plastic and bakelite sockets.....18

Electric ceramic sockets18





Temperature control relay e.control.h19

MODULAR EQUIPMENT

Modular circuit breakers

Designed to protect electrical networks and devices rated at 230/400 V, 50 Hz against overcurrents and short circuits, as well as infrequent power grid toggling. Modular circuit breakers find application in residential construction.

Modular circuit breakers e.mcb.stand.45





Name	Number of poles	Time-current characteristic	Rated breaking capacity, Icn, kA	Rated current In, A	Item code
 e.mcb.stand.45.1.B1	1	B	4,5	1	s001001
e.mcb.stand.45.1.B2				2	s001002
e.mcb.stand.45.1.B3				3	s001003
e.mcb.stand.45.1.B4				4	s001004
e.mcb.stand.45.1.B5				5	s001005
e.mcb.stand.45.1.B6				6	s001006
e.mcb.stand.45.1.B10				10	s001007
e.mcb.stand.45.1.B16				16	s001008
e.mcb.stand.45.1.B20				20	s001009
e.mcb.stand.45.1.B25				25	s001010
e.mcb.stand.45.1.B32				32	s001011
e.mcb.stand.45.1.B40				40	s001012
e.mcb.stand.45.1.B50				50	s001013
e.mcb.stand.45.1.B63				63	s001014
 e.mcb.stand.45.2.B6	2	B	4,5	6	s001015
e.mcb.stand.45.2.B10				10	s001016
e.mcb.stand.45.2.B16				16	s001017
e.mcb.stand.45.2.B20				20	s001018
e.mcb.stand.45.2.B25				25	s001019
e.mcb.stand.45.2.B32				32	s001020
e.mcb.stand.45.2.B40				40	s001021
e.mcb.stand.45.2.B50	50	s001022			
e.mcb.stand.45.2.B63	63	s001023			
 e.mcb.stand.45.3.B6	3	B	4,5	6	s001024
e.mcb.stand.45.3.B10				10	s001025
e.mcb.stand.45.3.B16				16	s001026
e.mcb.stand.45.3.B20				20	s001027
e.mcb.stand.45.3.B25				25	s001028
e.mcb.stand.45.3.B32				32	s001029
e.mcb.stand.45.3.B40				40	s001030
e.mcb.stand.45.3.B50	50	s001031			
e.mcb.stand.45.3.B63	63	s001032			
e.mcb.stand.45.4.B16	4	C	4,5	16	s001034
 e.mcb.stand.45.1.C1	1			1	s002001
e.mcb.stand.45.1.C2				2	s002002
e.mcb.stand.45.1.C3				3	s002003
e.mcb.stand.45.1.C4				4	s002004
e.mcb.stand.45.1.C5				5	s002005
e.mcb.stand.45.1.C6				6	s002006
e.mcb.stand.45.1.C10		10	s002007		
e.mcb.stand.45.1.C16		16	s002008		
e.mcb.stand.45.1.C20		20	s002009		
e.mcb.stand.45.1.C25		25	s002010		
e.mcb.stand.45.1.C32		32	s002011		

Electrical Newest Exclusive Extended Technologies

Name	Number of poles	Time-current characteristic	Rated breaking capacity, Icn, kA	Rated current In, A	Item code
e.mcb.stand.45.1.C40	1	C	4,5	40	s002012
e.mcb.stand.45.1.C50				50	s002013
e.mcb.stand.45.1.C63				63	s002014
e.mcb.stand.45.2.C1	2			1	s002054
e.mcb.stand.45.2.C2				2	s002041
e.mcb.stand.45.2.C3				3	s002042
e.mcb.stand.45.2.C4				4	s002043
e.mcb.stand.45.2.C5				5	s002055
e.mcb.stand.45.2.C6				6	s002015
e.mcb.stand.45.2.C8				8	s002044
e.mcb.stand.45.2.C10				10	s002016
e.mcb.stand.45.2.C16				16	s002017
e.mcb.stand.45.2.C20				20	s002018
e.mcb.stand.45.2.C25				25	s002019
e.mcb.stand.45.2.C32				32	s002020
e.mcb.stand.45.2.C40	40	s002021			
e.mcb.stand.45.2.C50	50	s002022			
e.mcb.stand.45.2.C63	63	s002023			
e.mcb.stand.45.3.C1	3	1	s002024		
e.mcb.stand.45.3.C2		2	s002025		
e.mcb.stand.45.3.C3		3	s002026		
e.mcb.stand.45.3.C4		4	s002027		
e.mcb.stand.45.3.C5		5	s002028		
e.mcb.stand.45.3.C6		6	s002029		
e.mcb.stand.45.3.C8		8	s002045		
e.mcb.stand.45.3.C10		10	s002030		
e.mcb.stand.45.3.C16		16	s002031		
e.mcb.stand.45.3.C20		20	s002032		
e.mcb.stand.45.3.C25		25	s002033		
e.mcb.stand.45.3.C32		32	s002034		
e.mcb.stand.45.3.C40	40	s002035			
e.mcb.stand.45.3.C50	50	s002036			
e.mcb.stand.45.3.C63	63	s002037			
e.mcb.stand.45.4.C10	4	C	10	s002046	
e.mcb.stand.45.4.C16			16	s002047	
e.mcb.stand.45.4.C20			20	s002048	
e.mcb.stand.45.4.C25			25	s002049	
e.mcb.stand.45.4.C32			32	s002050	
e.mcb.stand.45.4.C40			40	s002051	
e.mcb.stand.45.4.C50			50	s002052	
e.mcb.stand.45.4.C63	63	s002053			



Modular circuit breakers e.mcb.stand.60

Name	Number of poles	Time-current characteristic	Rated breaking capacity, Icn, kA	Rated current In, A	Item code
 e.mcb.stand.60.1.B1	1	B	6	1	s001101
e.mcb.stand.60.1.B2				2	s001102
e.mcb.stand.60.1.B3				3	s001103
e.mcb.stand.60.1.B4				4	s001104
e.mcb.stand.60.1.B5				5	s001105
e.mcb.stand.60.1.B6				6	s001106
e.mcb.stand.60.1.B10				10	s001107
e.mcb.stand.60.1.B16				16	s001108
e.mcb.stand.60.1.B20				20	s001109
e.mcb.stand.60.1.B25				25	s001110
e.mcb.stand.60.1.B32				32	s001111
e.mcb.stand.60.1.B40				40	s001112
e.mcb.stand.60.1.B50				50	s001113
e.mcb.stand.60.1.B63				63	s001114
 e.mcb.stand.60.2.B 2				2	B
e.mcb.stand.60.2.B6	6	s001115			
e.mcb.stand.60.2.B10	10	s001116			
e.mcb.stand.60.2.B16	16	s001117			
e.mcb.stand.60.2.B20	20	s001118			
e.mcb.stand.60.2.B25	25	s001119			
e.mcb.stand.60.2.B32	32	s001120			
e.mcb.stand.60.2.B40	40	s001121			
e.mcb.stand.60.2.B50	50	s001122			
e.mcb.stand.60.2.B63	63	s001123			
 e.mcb.stand.60.3.B.6	3	B	6	6	s001124
e.mcb.stand.60.3.B.10				10	s001125
e.mcb.stand.60.3.B.16				16	s001126
e.mcb.tand.60.3.B.20				20	s001127
e.mcb.stand.60.3.B.25				25	s001128
e.mcb.stand.60.3.B.32				32	s001129
e.mcb.tand.60.3.B.40				40	s001130
e.mcb.tand.60.3.B.50				50	s001131
e.mcb.stand.60.3.B.63	63	s001132			
 e.mcb.stand.60.1.C1	1	C	6	1	s002101
e.mcb.stand.60.1.C2				2	s002102
e.mcb.stand.60.1.C3				3	s002103
e.mcb.stand.60.1.C4				4	s002104
e.mcb.stand.60.1.C5				5	s002105
e.mcb.stand.60.1.C6				6	s002106
e.mcb.stand.60.1.C 8				8	s002156
e.mcb.stand.60.1.C10				10	s002107
e.mcb.stand.60.1.C13				13	s002157
e.mcb.stand.60.1.C16				16	s002108
e.mcb.stand.60.1.C20				20	s002109
e.mcb.stand.60.1.C25				25	s002110
e.mcb.stand.60.1.C32				32	s002111
e.mcb.stand.60.1.C35				35	s002161

Electrical Newest Exclusive Extended Technologies



Name	Number of poles	Time-current characteristic	Rated breaking capacity, Icn, kA	Rated current In, A	Item code
e.mcb.stand.60.1.C40	1	C	6	40	s002112
e.mcb.stand.60.1.C45				45	s002162
e.mcb.stand.60.1.C50				50	s002113
e.mcb.stand.60.1.C63				63	s002114
e.mcb.stand.60.2.C1	2			1	s002154
e.mcb.stand.60.2.C2				2	s002141
e.mcb.stand.60.2.C3				3	s002142
e.mcb.stand.60.2.C4				4	s002143
e.mcb.stand.60.2.C5				5	s002155
e.mcb.stand.60.2.C6				6	s002115
e.mcb.stand.60.2.C8				8	s002144
e.mcb.stand.60.2.C10				10	s002116
e.mcb.stand.60.2.C13				13	s002158
e.mcb.stand.60.2.C16				16	s002117
e.mcb.stand.60.2.C20				20	s002118
e.mcb.stand.60.2.C25				25	s002119
e.mcb.stand.60.2.C32		32	s002120		
e.mcb.stand.60.2.C40		40	s002121		
e.mcb.stand.60.2.C50		50	s002122		
e.mcb.stand.60.2.C63		63	s002123		
e.mcb.stand.60.3.C1	3	1	s002124		
e.mcb.stand.60.3.C2		2	s002125		
e.mcb.stand.60.3.C3		3	s002126		
e.mcb.stand.60.3.C4		4	s002127		
e.mcb.stand.60.3.C5		5	s002128		
e.mcb.stand.60.3.C6		6	s002129		
e.mcb.stand.60.3.C8		8	s002145		
e.mcb.stand.60.3.C10		10	s002130		
e.mcb.stand.60.3.C13		13	s002159		
e.mcb.stand.60.3.C16		16	s002131		
e.mcb.stand.60.3.C20		20	s002132		
e.mcb.stand.60.3.C25		25	s002133		
e.mcb.stand.60.3.C28		28	s002163		
e.mcb.stand.60.3.C32		32	s002134		
e.mcb.stand.60.3.C36		36	s002164		
e.mcb.stand.60.3.C40		40	s002135		
e.mcb.stand.60.3.C45	45	s002165			
e.mcb.stand.60.3.C50	50	s002136			
e.mcb.stand.60.3.C55	55	s002166			
e.mcb.stand.60.3.C60	60	s002167			
e.mcb.stand.60.3.C63	63	s002137			
e.mcb.stand.60.4.C6	4	6	s002160		
e.mcb.stand.60.4.C10		10	s002146		
e.mcb.stand.60.4.C16		16	s002147		
e.mcb.stand.60.4.C20		20	s002148		
e.mcb.stand.60.4.C25		25	s002149		
e.mcb.stand.60.4.C32		32	s002150		
e.mcb.stand.60.4.C40		40	s002151		
e.mcb.stand.60.4.C50	50	s002152			
e.mcb.stand.60.4.C63	63	s002153			

Modular circuit breakers e.mcb.stand.100



Name	Number of poles	Time-current characteristic	Rated breaking capacity, Icn, kA	Rated current In, A	Item code
e.mcb.stand.100.1.C63	1	C	10	63	s002204
e.mcb.stand.100.1.C80				80	s002205
e.mcb.stand.100.1.C100				100	s002206
e.mcb.stand.100.1.C125				125	s002207
e.mcb.stand.100.2.C63	2			63	s002208
e.mcb.stand.100.2.C80				80	s002209
e.mcb.stand.100.2.C100				100	s002210
e.mcb.stand.100.2.C125				125	s002211
e.mcb.stand.100.3.C63	3			63	s002212
e.mcb.stand.100.3.C70				70	s002201
e.mcb.stand.100.3.C75				75	s002202
e.mcb.stand.100.3.C80				80	s002213
e.mcb.stand.100.3.C83		83	s002203		
e.mcb.stand.100.3.C100	4	100	s002214		
e.mcb.stand.100.3.C125		125	s002215		
e.mcb.stand.100.4.C63		63	s002216		
e.mcb.stand.100.4.C80		80	s002217		
e.mcb.stand.100.4.C100	4	100	s002218		
e.mcb.stand.100.4.C125		125	s002219		
e.mcb.stand.100.1.D63		1	63	s026011	
e.mcb.stand.100.1.D80			80	s026012	
e.mcb.stand.100.1.D100	100		s026013		
e.mcb.stand.100.1.D125	125		s026014		
e.mcb.stand.100.3.D63	3	D	63	s026001	
e.mcb.stand.100.3.D80		80	s026002		
e.mcb.stand.100.3.D100		100	s026003		
e.mcb.stand.100.3.D125		125	s026004		





Modular circuit breakers e.mcb.pro

Designed to protect electrical networks and devices rated at 230/400 V, 50 Hz against overcurrents and short circuits, as well as infrequent power grid toggling.



Name	Number of poles	Time-current characteristic	Rated breaking capacity, Icn, kA	Rated current In, A	Item code
e.mcb.pro.60.1.B1 new	1	B	6	1	p041001
e.mcb.pro.60.1.B2 new				2	p041002
e.mcb.pro.60.1.B3 new				3	p041003
e.mcb.pro.60.1.B4 new				4	p041004
e.mcb.pro.60.1.B5 new				5	p041005
e.mcb.pro.60.1.B6 new				6	p041006
e.mcb.pro.60.1.B10 new				10	p041007
e.mcb.pro.60.1.B16 new				16	p041008
e.mcb.pro.60.1.B20 new				20	p041009
e.mcb.pro.60.1.B25 new				25	p041010
e.mcb.pro.60.1.B32 new				32	p041011
e.mcb.pro.60.1.B40 new				40	p041012
e.mcb.pro.60.1.B50 new				50	p041013
e.mcb.pro.60.1.B63 new				63	p041014

Electrical Newest Exclusive Extended Technologies

	Name	Number of poles	Time-current characteristic	Rated breaking capacity, Icn, kA	Rated current In, A	Item code
	e.mcb.pro.60.2.B6 new	2	B	6	6	p041015
	e.mcb.pro.60.2.B10 new				10	p041016
	e.mcb.pro.60.2.B16 new				16	p041017
	e.mcb.pro.60.2.B20 new				20	p041018
	e.mcb.pro.60.2.B25 new				25	p041019
	e.mcb.pro.60.2.B32 new				32	p041020
	e.mcb.pro.60.2.B40 new				40	p041021
	e.mcb.pro.60.2.B50 new				50	p041022
	e.mcb.pro.60.2.B63 new				63	p041023
	e.mcb.pro.60.3.B1 new	3	B	6	1	p041036
	e.mcb.pro.60.3.B4 new				4	p041038
	e.mcb.pro.60.3.B6 new				6	p041024
	e.mcb.pro.60.3.B10 new				10	p041025
	e.mcb.pro.60.3.B16 new				16	p041026
	e.mcb.pro.60.3.B20 new				20	p041027
	e.mcb.pro.60.3.B25 new				25	p041028
	e.mcb.pro.60.3.B32 new				32	p041029
	e.mcb.pro.60.3.B40 new				40	p041030
	e.mcb.pro.60.3.B50 new				50	p041031
	e.mcb.pro.60.3.B63 new				63	p041032
					e.mcb.pro.60.1.C1 new	1
e.mcb.pro.60.1.C2 new		2	p042002			
e.mcb.pro.60.1.C3 new		3	p042003			
e.mcb.pro.60.1.C4 new		4	p042004			
e.mcb.pro.60.1.C5 new		5	p042005			
e.mcb.pro.60.1.C6 new		6	p042006			
e.mcb.pro.60.1.C10 new		10	p042007			
e.mcb.pro.60.1.C16 new		16	p042008			
e.mcb.pro.60.1.C20 new		20	p042009			
e.mcb.pro.60.1.C25 new		25	p042010			
e.mcb.pro.60.1.C32 new		32	p042011			
e.mcb.pro.60.1.C40 new		40	p042012			
e.mcb.pro.60.1.C50 new		50	p042013			
e.mcb.pro.60.1.C63 new		63	p042014			
e.mcb.pro.60.2.C6 new		6	p042015			
e.mcb.pro.60.2.C10 new		10	p042016			
e.mcb.pro.60.2.C16 new		16	p042017			
e.mcb.pro.60.2.C20 new		20	p042018			
e.mcb.pro.60.2.C25 new		25	p042019			
e.mcb.pro.60.2.C32 new		32	p042020			
e.mcb.pro.60.2.C40 new		40	p042021			
e.mcb.pro.60.2.C50 new		50	p042022			
e.mcb.pro.60.2.C63 new		63	p042023			
		e.mcb.pro.60.3.C1 new	3	C	6	1
	e.mcb.pro.60.3.C2 new	2				p042025
	e.mcb.pro.60.3.C3 new	3				p042026
	e.mcb.pro.60.3.C4 new	4				p042027
	e.mcb.pro.60.3.C5 new	5				p042028
	e.mcb.pro.60.3.C6 new	6				p042029

Name	Number of poles	Time-current characteristic	Rated breaking capacity, Icn, kA	Rated current In, A	Item code
e.mcb.pro.60.3.C10 new	3	C	6	10	p042030
e.mcb.pro.60.3.C16 new				16	p042031
e.mcb.pro.60.3.C20 new				20	p042032
e.mcb.pro.60.3.C25 new				25	p042033
e.mcb.pro.60.3.C32 new				32	p042034
e.mcb.pro.60.3.C40 new				40	p042035
e.mcb.pro.60.3.C50 new				50	p042036
e.mcb.pro.60.3.C63 new				63	p042037
e.mcb.pro.60.1.D.1	1	D	6	1	p0710001
e.mcb.pro.60.1.D.2				2	p0710002
e.mcb.pro.60.1.D.3				3	p0710003
e.mcb.pro.60.1.D.4				4	p0710004
e.mcb.pro.60.1.D.5				5	p0710005
e.mcb.pro.60.1.D.6				6	p0710006
e.mcb.pro.60.1.D.10				10	p0710007
e.mcb.pro.60.1.D.16				16	p0710008
e.mcb.pro.60.1.D.25				25	p0710009
e.mcb.pro.60.1.D 32 new				32	p0710020
e.mcb.pro.60.1.D 40 new				40	p0710021
e.mcb.pro.60.1.D 50 new				50	p0710022
e.mcb.pro.60.1.D 63 new				63	p0710023
e.mcb.pro.60.3.D.2				3	D
e.mcb.pro.60.3.D.6	6	p0710019			
e.mcb.pro.60.3.D.10	10	p0710011			
e.mcb.pro.60.3.D.16	16	p0710012			
e.mcb.pro.60.3.D.20	20	p0710013			
e.mcb.pro.60.3.D.25	25	p0710014			
e.mcb.pro.60.3.D.32	32	p0710015			
e.mcb.pro.60.3.D.40	40	p0710016			
e.mcb.pro.60.3.D.50	50	p0710017			
e.mcb.pro.60.3.D.63	63	p0710018			
e.mcb.pro.60.1.K63 new	1	K	6	63	p0430001
e.mcb.pro.60.1.K80 new				80	p0430002
e.mcb.pro.60.1.K100 new				100	p0430003
e.mcb.pro.60.1.K125 new				125	p0430004
e.mcb.pro.60.3.K 63 new	3	K	6	63	p0430005
e.mcb.pro.60.3.K 80 new				80	p0430006
e.mcb.pro.60.3.K 100 new				100	p0430007
e.mcb.pro.60.3.K 125 new				125	p0430008



Modular circuit breakers e.industrial.mcb

Designed to protect electrical networks and devices rated at 230/400 V, 50 Hz against overcurrents and short circuits, as well as infrequent power grid toggling. Modular industrial circuit breakers are applied in industrial construction.



Name	Number of poles	Time-current characteristic	Rated breaking capacity, Icn, kA	Rated current In, A	Item code
e.industrial.mcb.100.1.C6	1	C	10	6	i0180001
e.industrial.mcb.100.1.C10				10	i0180002
e.industrial.mcb.100.1.C16				16	i0180003
e.industrial.mcb.100.1.C20				20	i0180004
e.industrial.mcb.100.1.C25				25	i0180005
e.industrial.mcb.100.1.C32				32	i0180006
e.industrial.mcb.100.1.C40				40	i0180007
e.industrial.mcb.100.1.C50				50	i0180008
e.industrial.mcb.100.1.C63				63	i0180009
e.industrial.mcb.100.2.C6	2	C	10	6	i0180010
e.industrial.mcb.100.2.C10				10	i0180011
e.industrial.mcb.100.2.C16				16	i0180012
e.industrial.mcb.100.2.C20				20	i0180013
e.industrial.mcb.100.2.C25				25	i0180014
e.industrial.mcb.100.2.C32				32	i0180015
e.industrial.mcb.100.2.C40				40	i0180016
e.industrial.mcb.100.2.C50				50	i0180017
e.industrial.mcb.100.2.C63				63	i0180018
e.industrial.mcb.100.3.C6	3	C	10	6	i0180019
e.industrial.mcb.100.3.C10				10	i0180020
e.industrial.mcb.100.3.C16				16	i0180021
e.industrial.mcb.100.3.C20				20	i0180022
e.industrial.mcb.100.3.C25				25	i0180023
e.industrial.mcb.100.3.C32				32	i0180024
e.industrial.mcb.100.3.C40				40	i0180025
e.industrial.mcb.100.3.C50				50	i0180026
e.industrial.mcb.100.3.C63				63	i0180027
e.industrial.mcb.100.4.C6	4	C	10	6	i0180028
e.industrial.mcb.100.4.C10				10	i0180029
e.industrial.mcb.100.4.C16				16	i0180030
e.industrial.mcb.100.4.C20				20	i0180031
e.industrial.mcb.100.4.C25				25	i0180032
e.industrial.mcb.100.4.C32				32	i0180033
e.industrial.mcb.100.4.C40				40	i0180034
e.industrial.mcb.100.4.C50				50	i0180035
e.industrial.mcb.100.4.C63				63	i0180036
e.industrial.mcb.100.3.D6	3	D	10	6	i0200001
e.industrial.mcb.100.3.D10				10	i0200002
e.industrial.mcb.100.3.D16				16	i0200003
e.industrial.mcb.100.3.D20				20	i0200004
e.industrial.mcb.100.3.D25				25	i0200005
e.industrial.mcb.100.3.D32				32	i0200006
e.industrial.mcb.100.3.D40				40	i0200007
e.industrial.mcb.100.3.D50				50	i0200008
e.industrial.mcb.100.3.D63				63	i0200009

Accessories for modular circuit breakers stand.45 and pro (B, C, D)

Additional Contact

Designed for indicating the status of contacts in e.mcb.stand and e.mcb.pro automatic circuit breakers in control and signaling circuits.



Name	Rated control voltage current, A				Item code
	AC 415 V	AC ≤ 240 V	DC 125 V	DC ≤ 48 V	
e.mcb.aux	3	6	1	2	p042100

Signaling contact (Emergency)

Designed to indicate the emergency operation of e.mcb.stand and e.mcb.pro automatic circuit breakers in control and signaling circuits.



Name	Rated control voltage current, A				Item code
	AC 415 V	AC ≤ 240 V	DC 125 V	DC ≤ 48 V	
e.mcb.alt	3	6	1	2	p042101

Independent switch

Designed for remote switching of e.mcb.stand.45 and e.mcb.pro circuit breakers.



Name	Rated control voltage, V		Item code
	AC	DC	
e.mcb.sht	110-415	110-130	p042103

Undervoltage release

Designed to trip e.mcb.stand.45 and e.mcb.pro circuit breakers when the mains voltage drops below 0.7 U nominal.



Name	Rated control voltage, V	Item code
	AC	
e.mcb.uvt	80-160	p042104

Accessories for modular automatic circuit breakers stand.60

Additional contact

Intended for indicating the status of automatic contactor groups e.mcb.stand.60 connectors in control and signaling circuits.



Name	Rated control voltage current, A					Item code
	AC 415 V	AC ≤ 240 V	DC 125 V	DC ≤ 48 V	DC ≤ 24 V	
e.mcb.sdand.60.aux	3	6	1	2	6	s1042100

Signaling contact (Emergency)

Designed for indicating the emergency operation of e.mcb.stand and e.mcb.pro automatic circuit breakers in control and signaling circuits.



Name	Rated control voltage current, A					Item code
	AC 415 V	AC ≤ 240 V	DC 125 V	DC ≤ 48 V	DC ≤ 24 V	
e.mcb.sdand.60.alt	3	6	1	2	6	s1042101

Undervoltage release

Designed for remote switching off of e.mcb.stand.45 and e.mcb.pro series circuit breakers.



Name	Rated control voltage, V		Item code
	AC	DC	
e.mcb.stand.60.sht	100-415	110-130	s1042103

Undervoltage release

Designed to trigger e.mcb.stand.45 and e.mcb.pro series circuit breakers when the mains voltage drops below 0.7 U nominal.



Name	Rated control voltage, V		Item code
	AC		
e.mcb.stand.60.uvt	161 +-5%		s1042104

Accessories for modular circuit breakers

e.industrial.mcb

Additional contact

Designed to indicate the status of a group of contacts in e.industrial.mcb.100 and e.industrial.elcb devices in control and signaling circuits.



Name	Rated control voltage current, A		Item code
	AC 230 V	DC 110 V	
e.industrial.acs.znh.20	3	0,5	i0240001

Shunt trip


Designed for remote switching off of e.industrial.mcb.100 and e.industrial.elcb devices.



Name	Control voltage		Item code
	AC	DC	
e.industrial.acs.za.230	110-415 V	110-230 V	i0250001
e.industrial.acs.za.24	12-110 V	12-24 V	i0250002

Undervoltage releases e.industrial.acs.zu

Designed for disconnecting e.industrial.mcb.100 and e.industrial.elcb devices when the mains voltage drops below 0.8 U nominal.



Name	Rated operating voltage, Un, AC	Item code
e.industrial.acs.zu.230	230 V	i0260001
e.industrial.acs.zu.400	400 V	i0260002

Residual current circuit breakers e.rccb.stand

Type AC (electronic)

Designed to protect against electric shock in the event of direct or indirect contact with conductive parts of electrical installations (electrical devices).

AC-type residual current circuit breakers respond sinusoidally to varying differential leakage currents.

Rated breaking capacity 6 kA.



Name	Number of poles	Rated current In, A	Nominal residual breaking capacity, Im, A	Item code
e.rccb.stand.2.16.10	2	16	10	s034006
e.rccb.stand.2.16.30			30	s034011
e.rccb.stand.2.25.10		25	10	s034007
e.rccb.stand.2.25.30			30	s034001
e.rccb.stand.2.40.10	2	40	10	s034008
e.rccb.stand.2.40.30			30	s034002
e.rccb.stand.4.25.10	4	25	10	s034009
e.rccb.stand.4.25.30			30	s034003
e.rccb.stand.4.40.10		40	10	s034010
e.rccb.stand.4.40.30			30	s034004
e.rccb.stand.4.63.30		63	30	s034005

Residual current circuit breakers e.rccb.pro

Type AC (electromechanical)

Designed to protect against electric shock in the event of accidental direct or indirect contact with conductive parts of electrical installations (electrical devices), (RCD with $I\Delta n$ - 10, 30 mA), as well as for fire protection due to insulation damage, when leakage current flows to the ground, (RCD with $I\Delta n$, 300mA).

AC-type residual current circuit breakers respond sinusoidally to varying differential leakage currents.

Rated breaking capacity: 6 kA.



Name	Number of poles	Rated current I_n , A	Nominal residual breaking capacity, I_m , A	Item code	
e.rccb.pro.2.16.10	2	16	10	p003001	
e.rccb.pro.2.16.30			30	p003003	
e.rccb.pro.2.25.10	2	25	10	p003002	
e.rccb.pro.2.25.30			30	p003004	
e.rccb.pro.2.25.100			100	p003008	
e.rccb.pro.2.25.300			300	p003013	
e.rccb.pro.2.40.30	2	40	30	p003005	
e.rccb.pro.2.40.100			100	p003009	
e.rccb.pro.2.40.300			300	p003014	
e.rccb.pro.2.63.30	2	63	30	p003006	
e.rccb.pro.2.63.100			100	p003010	
e.rccb.pro.2.63.300			300	p003015	
e.rccb.pro.4.25.30	4	25	30	p003018	
e.rccb.pro.4.25.100			100	p003022	
e.rccb.pro.4.25.300			300	p003027	
e.rccb.pro.4.40.30		40	30	p003019	
e.rccb.pro.4.40.100			100	p003023	
e.rccb.pro.4.40.300			300	p003028	
e.rccb.pro.4.63.30		4	63	30	p003020
e.rccb.pro.4.63.100				100	p003024
e.rccb.pro.4.63.300				300	p003029



Residual current circuit breakers e.rccb.pro

Type A (electromechanical)

Designed to protect against electric shock in the event of accidental direct or indirect contact with conductive parts of electrical installations (electrical devices) and to prevent fires due to insulation damage when leakage current flows to the ground. Type A residual current circuit breakers respond to both sinusoidal alternating current and pulsating direct current differential leakage currents.

Rated breaking capacity: 6 kA.



Name	Number of poles	Rated current I_n , A	Nominal residual breaking capacity, I_m , A	Item code
e.rccb.pro.A.2.16.30	2	16	30	p080001
e.rccb.pro.A.2.25.30		25		p080002
e.rccb.pro.A.2.40.30		40		p080003
e.rccb.pro.A.4.40.30	4			p080004

Residual Current Circuit Breakers e.industrial.rccb Type AC (electromechanical)

Designed to protect against electric shock in the event of accidental direct or indirect contact with conductive parts of electrical installations (electrical devices), (RCD with $I_{\Delta n}$ - 10, 30 mA), as well as for fire protection due to insulation damage when leakage current flows to the ground, (RCD with $I_{\Delta n}$, 300mA).

AC-type residual current circuit breakers respond sinusoidally to varying differential leakage currents.

Rated breaking capacity: 10 kA.



Name	Number of poles	Rated current I_n , A	Nominal residual breaking capacity, I_m , A	Item code
e.industrial.rccb.2.16.30	2	16	30	i0220010
e.industrial.rccb.2.25.30		25		i0220001
e.industrial.rccb.2.40.30		40		i0220002
e.industrial.rccb.2.63.30		63		i0220003
e.industrial.rccb.4.25.30	4	25	30	i0220004
e.industrial.rccb.4.25.100			100	i0220005
e.industrial.rccb.4.40.10			10	i0220006
e.industrial.rccb.4.40.100		40	100	i0220009
e.industrial.rccb.4.40.300			300	i0220011
e.industrial.rccb.4.63.30			30	i0220007
e.industrial.rccb.4.63.100		63	100	i0220008
e.industrial.rccb.4.63.300			300	i0220012

Residual current circuit breakers with overcurrent protection e.rcbo.stand series STAND Type AC (electronic)

Residual current circuit breakers with overcurrent protection, e.rcbo.stand, are designed to protect individuals from direct or indirect contact with conductive parts of electrical devices connected to grounding installations in buildings. They also safeguard cables and wires in low-voltage circuits from overloads and short circuits, as well as infrequent operations of switching electrical conductors.



Name	Number of poles	Time-current characteristic	Nominal current	Nominal residual breaking capacity, I_m , A	Item code
e.rcbo.stand.2.C06.30	1+N	C	6	30	s034101
e.rcbo.stand.2.C10.30			10		s034102
e.rcbo.stand.2.C16.30			16		s034103
e.rcbo.stand.2.C20.30			20		s034104
e.rcbo.stand.2.C25.30			25		s034105
e.rcbo.stand.2.C32.30			32		s034106

Residual current circuit breakers with overcurrent protection

e.elcb.stand series Type AC (electronic)

Residual current circuit breaker from the e.elcb.stand series with overcurrent protection function is designed to protect individuals from direct or indirect contact with exposed conductive parts of electrical installations connected to appropriate grounding in building electrical systems. It also safeguards cables and wires from overcurrents and short circuits. The device features a separate handle that allows determining the cause of operation: either from overcurrents or residual currents.

Rated breaking capacity: 4.5 kA.



Name	Number of poles	Time-current characteristic	Nominal current, I _n , A	Nominal residual breaking capacity, I _m , A	Item code
e.elcb.stand.2.C10.30	1+N	C	10	30	p0620005
e.elcb.stand.2.C16.30			16		p0620006
e.elcb.stand.2.C25.30			25		p0620007
e.elcb.stand.2.C32.30			32		p0620008

Residual current circuit breakers with overcurrent protection

e.rcbo.pro series Type A (electronic)

Designed to protect low-voltage electrical circuits from overcurrents and short circuits, as well as to safeguard against electric shock in the event of accidental direct or indirect contact with conductive parts of electrical installations (electrical devices), (10, 30 mA), infrequent operational switching of electrical circuits, and to prevent fires due to insulation damage during leakage current (100, 300 mA).

Rated breaking capacity: 6 kA.



Name	Nominal current, I _n , A	Time-current characteristic	Nominal residual breaking capacity, I _m , A	Typ	Number of poles	Item code
e.rcbo.pro.2.B06.30	6	B	30	A	1+N	p0720004
e.rcbo.pro.2.B10.30	10					p0720005
e.rcbo.pro.2.B16.30	16					p0720006
e.rcbo.pro.2.C06.10	6	C	30			p0720001
e.rcbo.pro.2.C06.30	6					p0720007
e.rcbo.pro.2.C10.10	10					p0720002
e.rcbo.pro.2.C10.30	10				p0720008	
e.rcbo.pro.2.C16.10	16				p0720003	
e.rcbo.pro.2.C16.30	16				p0720009	
e.rcbo.pro.2.C20.30	20	A	30		1+N	p0720027
e.rcbo.pro.2.C25.30	25					p0720010
e.rcbo.pro.2.C32.30	32					p0720011
e.rcbo.pro.2.C40.30	40			p0720012		
e.rcbo.pro.2.C50.30	50			p0720013		
e.rcbo.pro.2.C63.30	63			p0720014		
e.rcbo.pro.4.C16.100	16		C	100	3+N	p0720021
e.rcbo.pro.4.C16.30	16			30		p0720015
e.rcbo.pro.4.C25.100	25			100		p0720022
e.rcbo.pro.4.C25.30	25			30		p0720016
e.rcbo.pro.4.C32.100	32			100		p0720023
e.rcbo.pro.4.C32.30	32			30		p0720017
e.rcbo.pro.4.C40.100	40	100		p0720024		
e.rcbo.pro.4.C40.30	40	30		p0720018		



Name	Nominal current, I _n , A	Time-current characteristic	Nominal residual breaking capacity, I _m , A	Typ	Number of poles	Item code
e.rcbo.pro.4.C50.100	50	C	100	A	3+N	p0720025
e.rcbo.pro.4.C50.30	50		30			p0720019
e.rcbo.pro.4.C63.100	63		100			p0720026
e.rcbo.pro.4.C63.30	63		30			p0720020

Residual Current Circuit Breakers with Overcurrent Protection with Separate On/Off Handle e.elcb.pro series Type AC (electromechanical)

Residual current circuit breakers with overcurrent protection from the e.elcb.pro series are designed to protect individuals from direct or indirect contact with exposed parts of electrical installations connected to appropriate grounding devices in building electrical systems. They also safeguard low-voltage electrical cables and wires from overcurrents and short circuits. The device features a separate handle that allows determining the cause of operation: either from overcurrents or residual currents.

Rated breaking capacity: 6 kA.



Name	Number of poles	Time-current characteristic	Nominal current, I _n , A	Nominal residual breaking capacity, I _m , A	Item code
e.elcb.pro.2.C10.30	1+N	C	10	30	p0620001
e.elcb.pro.2.C16.30			16		p0620002
e.elcb.pro.2.C25.30			25		p0620003
e.elcb.pro.2.C32.30			32		p0620004

Residual Current Circuit Breakers with Overcurrent Protection e.industrial.elcb series Type AC (electromechanical)

Designed to protect low-voltage electrical circuits from overcurrents and short circuits, as well as to safeguard against electric shock in the event of accidental direct or indirect contact with conductive parts of electrical installations (electrical devices), (30 mA), prevent fires due to insulation damage during leakage current (300 mA), and infrequent switching of electrical circuits.

Rated breaking capacity: 10 kA.



Name	Number of poles	Time-current characteristic	Nominal current, I _n , A	Nominal residual breaking capacity, I _m , A	Item code
e.industrial.elcb.2.C06.30	1+N	C	6	30	i0230001
e.industrial.elcb.2.C10.30			10		i0230002
e.industrial.elcb.2.C16.30			16		i0230003
e.industrial.elcb.2.C20.30			20		i0230004
e.industrial.elcb.2.C25.30			25		i0230005
e.industrial.elcb.2.C32.30			32		i0230006
e.industrial.elcb.2.C06.300			6	300	i0230007
e.industrial.elcb.2.C10.300			10		i0230008
e.industrial.elcb.2.C16.300			16		i0230009
e.industrial.elcb.2.C20.300			20		i0230010
e.industrial.elcb.2.C25.300			25		i0230011
e.industrial.elcb.2.C32.300			32		i0230012

Top Fuse Inserts e.fuse

Designed for protection: distribution panels, cables, and wires against overcurrents and short circuits.



Name	Rated current In, A	Fuse size	Item code
e.fuse.1038.2	2	10×38	i0610011
e.fuse.1038.4	4		i0610012
e.fuse.1038.6	6		i0610013
e.fuse.1038.8	8		i0610014
e.fuse.1038.10	10		i0610015
e.fuse.1038.13	13		i0610016
e.fuse.1038.16	16		i0610017
e.fuse.1038.20	20		i0610018
e.fuse.1038.25	25		i0610019
e.fuse.1038.32	32		i0610021
e.fuse.1451.25	25	14×51	i0610020
e.fuse.1451.32	32		i0610022
e.fuse.1451.40	40		i0610023
e.fuse.1451.50	50		i0610024
e.fuse.1451.63	63		i0610025

Fuse bases for top fuse inserts DIN e.fuse

Fuse bases for top fuse inserts e.fuse.h

Designed for mounting cylindrical fuses. The fuse is equipped with a status indicator for the top fuse insert.



Name	Number of poles	Rated current In, A	Fuse size	Item code
e.fuse.1038.h1	1	32	10×38	i0300001
e.fuse.1038.h2	2			i0300002
e.fuse.1038.h3	3			i0300003
e.fuse.1451.h1	1	63	14×51	i0300004
e.fuse.1451.h2	2			i0300005
e.fuse.1451.h3	3			i0300006

Load Disconnectors e.is.pro (I-0)

Designed for non-automatic disconnection of electrical circuits.



Name	Number of poles	Rated current In, A	Item code
e.is.pro.1.40	1	40	p008017
e.is.pro.1.50		50	p008007
e.is.pro.1.63		63	p008003
e.is.pro.1.125		125	p008008
e.is.pro.2.40	2	40	p008018
e.is.pro.2.50		50	p008026
e.is.pro.2.63		63	p008011
e.is.pro.2.125		125	p008012
e.is.pro.3.40	3	40	p008019
e.is.pro.3.50		50	p008009
e.is.pro.3.63		63	p008020
e.is.pro.3.125		125	p008010
e.is.pro.4.40	4	40	p008021
e.is.pro.4.50		50	p008027
e.is.pro.4.63		63	p008022
e.is.pro.4.125		125	p008028

Modular load disconnectors of the e.is3.pro series (I-0-II) - bidirectional

Modular bidirectional load disconnectors are designed for automatic disconnection and isolation of low-voltage circuits.



Name	Number of poles	Rated current In, A	Item code
e.is3.pro.1.63	1	63	p008013
e.is3.pro.2.63	2		p008014
e.is3.pro.3.63	3		p008015
e.is3.pro.4.63	4		p008016

Modular Contactors on DIN Rail e.mc

Modular contactors are designed to protect low-voltage electrical installations and devices from overcurrents and short circuits, as well as infrequent switching of electrical networks.



Name	Number of poles	Rated current In, A	Nominal coil control voltage Uc (V)	Item code
e.mc.220.2.20.2NO	2	20	~ 230	p005017
e.mc.220.2.25.2NO		25		p005001
e.mc.220.2.40.2NO		40		p005003
e.mc.220.2.63.2NO		60		p005018
e.mc.220.2.25.1NO+1NC		25		p005020
e.mc.220.2.25.2NC		25		p005025
e.mc.220.4.20.4NO	4	20		p005019
e.mc.220.4.25.4NO		25		p005005
e.mc.220.4.40.4NO		40		p005007
e.mc.220.4.63.4NO		63		p005009
e.mc.220.4.25.3NO+1NC		25		p005021
e.mc.220.4.25.2NO+2NC		25		p005022
e.mc.220.4.25.4NC		25	p005024	
e.mc.220.4.100.4NO		100	p005023	

Accessories for modular contactors

Additional side contact

Designed to indicate the status of a group of contacts in e.mc modular contactors in control and signaling circuits.



Name	Rated current In, A	Typ	Item code
e.mc.aux	6	1NO+1NC	p005101

DIN rail sockets e.professional, e.standard series

Designed for installation in electrical panels for operational purposes, connecting various portable devices to the network, such as extension cords, portable lamps, etc.



Name	Typ	Number of poles	Rated current In, A	Nominal coil control voltage, Ue, V	Item code
e.socket.pro.din.tms	Typ F, CEE 7/4 (Shuko), z uzziemieniem	2p+z	16	~ 250	s004002
e.socket.stand.din	Typ C, CEE 7/16, bez uzziemienia	2p	10	~ 250	s004001

DIN rail indicator lights

Designed for indicating: the presence of phase voltage 230 V, 50 Hz in low-voltage electrical circuits, the status and mode of operation of electrical equipment.



Name	Nominal coil control voltage, Ue, V	Color of the indicator light	Item code
e.i.din.220.blue	~ 230	BLUE	p059003
e.i.din.220.green		GREEN	p059002
e.i.din.220.orange		ORANGE	p059006
e.i.din.220.red		RED	p059001
e.i.din.220.white		WHITE	p059005
e.i.din.220.yellow		YELLOW	p059004

DIN rail power supplies


Intended for supplying electrical devices with direct current at stabilized voltage.



Name	Nominal power, w	DC Voltage drop, V	Output current, A	Item code
e.m-power.15.24	15	= 24	0,63	i083001
e.m-power.30.12	30	= 12	2	i083002
e.m-power.30.24		= 24	1,5	i083003
e.m-power.60.12	60	= 12	4,6	i083004
e.m-power.60.24		= 24	2,5	i083005
e.m-power.120.24	120	= 24	5	i083006

Neutral busbars CBS of PRO series on DIN rail enclosed

They are intended for connecting single-core and multi-core conductors terminated with tips. They are made with two or four terminal connectors.



Name	Groups number, mm	Number of modules for 17,5 mm	Cross-section of connecting conductors, mm ²		Max. current A	Item code
			with terminal	without terminal		
e.cbs.pro.4.7	5×5,3; 2×7,5	3,8	1,5-6; 6-16	2,5-6; 10-25	100	p0650004

Neutral busbars on DIN rail in isolated enclosure e.bsi.pro.1

They are intended for electrical connection of neutral conductors. Mounted on a DIN rail of 35 mm. Rated current - 63 A.



Name	Number of contacts	Overall dimensions, mm	Dimensions of brass busbar, mm	Item code
e.bsi.pro.1.7	7	49×14×31	6×9	p0650007
e.bsi.pro.1.7 green				p0650017

Neutral busbars in isolated enclosure, universal e.bsi.pro.2

They are intended for electrical connection of neutral conductors. Rated current - 63 A. Installed on a DIN rail of 35 mm, as well as on a mounting panel.



Name	Number of contacts, mm	Sizes				Dimensions of brass busbar, mm	Item code
		L1 MM	L2 MM	L3 MM	H MM		
e.bsi.pro.2.8	8	78,2	53,7	68,2	35	6×9	p0650012

DIN rails


They are intended for installation of modular electrical equipment inside low-voltage complete devices.



Name	Type	Length, m	Item code
e.din.stand.rail.101.25	perforated	0,25	s023006

Cable clamps

They are designed for tying and fastening cables, wires, etc.



Name	Dimensions (length*width), mm	Colour	Item code
e.ct.stand.400.8.black	400×8	чорний	s015062

Cable inputs, IP54

Sealed cable inputs PG

They are designed for fixing and hermetic insertion of cable or wire inside boxes, cabinets and other products.



Name	Range of diameter cable clamping, mm	Length of cut, mm	Diameter of the cut, mm	Item code
e.pg.stand.13,5	6-12	9	20	s018004

Sets of heat-shrinkable tubes e.termo.stand.set

They are intended for insulation of wire junctions.



Name	Number of tubes, pcs	Length, mm	Tube diameter before/after shrinkage, mm	Item code
e.termo.stand.set.6.3	24	100	6/3	s063003

Electric plastic and bakelite sockets

They are designed for installation and fixation of light sources in luminaries



Name	Material of case	Type of socket	Colour of case	Rated current (A/230 V)	Wire core clamping type	Cross-section of the connecting wire, mm ²	Fixation of the lampshade	Item code
e.lamp socket.E27.pl.black	plastic	E27	black	4	spring contact	0,75...1,5	-	s9100009
e.lamp socket with nut. E27.bk.black	bakelite				helical		nut	s9100008

Electric ceramic sockets

They are designed for installation and fixation of light sources in luminaries.



Name	Material of case	Type of socket	Rated current (A/230 V)	Cross-section of the connecting wire, mm ²	Length, mm	Item code
e.lamp socket.E27.cer	ceramics	E27	4	0,5...1,5	-	s9100014
e.lamp socket.GU10.cer		GU10	2	-	100	s9100011

Adapters for plastic lamps

They are designed for installation in a socket with one type (size) of a base, light sources with a different type (size) of a base.



Name	Material of case	Type of socket	Colour of case	Rated current (A/230 V)	Item code
e.lamp adapter.E40/E27.white	plastic	E40×E27	white	6	s9100020

Voltage indicators

They are designed for voltage indication in alternating current circuits and household electrical equipment.

Name	Description	Length, mm	Item code
e.tool.test02	Screwdriver - indicator AC, 100-500 V Blade material: carbon steel Slot: straight 3.5 mm Measurement: contact	140	t001102
e.tool.test04	Screwdriver - indicator AC, 100-500 V Blade material: CRV steel Slot: straight 4 mm Measurement: contact	190	t001104
e.tool.test08	Screwdriver - indicator AC/DC70-250V Blade material: CRV steel Slot: straight 3.5 mm Measurement: contact	140	t001108
e.tool.test10	Indicator tester Blade material: steel A3 Slot: straight 3 mm Measurement: contact AC/DC 12-250 V, open circuit, circuit integrity, indication, illumination	130	t001110
e.tool.test11	Indicator AC/DC 6-380 V Measurement: contact	185	t001111



Single-phase voltage control relays e.control.v

They are designed to control the value of the supply voltage in single-phase alternating current circuits and protect electricity consumers from increased or decreased voltage by turning off the supply voltage when it exceeds the set limits with a specified time delay and automatically turning on the power supply with a specified time delay upon recovery normal (rated) voltage level.

Name	Voltage regulation range, V		Time delay at switching off, s	Time delay at turning on, s	Rated current of contacts, A	Item code
	at upper limit	at lower limit				
e.control.v08	~ 210-300	~ 120-210	≥120 V-0,5 s, <120 V-0,1 s, at overvoltage - 0,5 s	5-600	32	p0690013
e.control.v09			64		p0690014	



Astronomical time relay

It is designed for automatic lighting control without the use of light sensors with controlled switching based on the time of sunset and sunrise based on location coordinates.

Name	Rated frequency, Hz	Rated operating voltage Ue, V	Rated current In, A	Item code
e.control.t10	50	AC/DC 24-264	16A (AC-1)	i0310013
e.control.t10m	50/60			i0310035



Temperature control relay e.control.h

They are designed to control and maintain the air temperature of residential and industrial premises, as well as objects and liquids in various technological processes at a given level by means of controlling heating or cooling electrical equipment.



Name	Rated supply voltage, V	Rated current at 250 V, A	Adjustment range °C	Type of contacts	Item code
e.control.h01	~/= 24-240	16	-5...+40	1 C/O	i0310016



Name	Rated supply voltage, V	Rated current at 250 V, A	Adjustment range, °C	Type of contacts	Item code
e.control.h02	~/= 24-240	16	-25...+130	1 NO	i0310017

**ELECTRICAL
NEWEST
EXCLUSIVE
EXTENDED
TECHNOLOGIES**



Poland, Rzeszow
Trembecki str., 11A
tel. : +48 (17) 250 0 800
email: info@enext.pl

www.enext.pl

